

CEM 1 - Comparison of Mock Results - Fri 30th Jul 2021

Papers: CEM 1A and CEM 1B

Centres: Ealing (E-P3), Slough (S-P2)

CEM 1A: 50 minutes, Total 77 marks

CEM 1B: 45 minutes, Total 59 marks

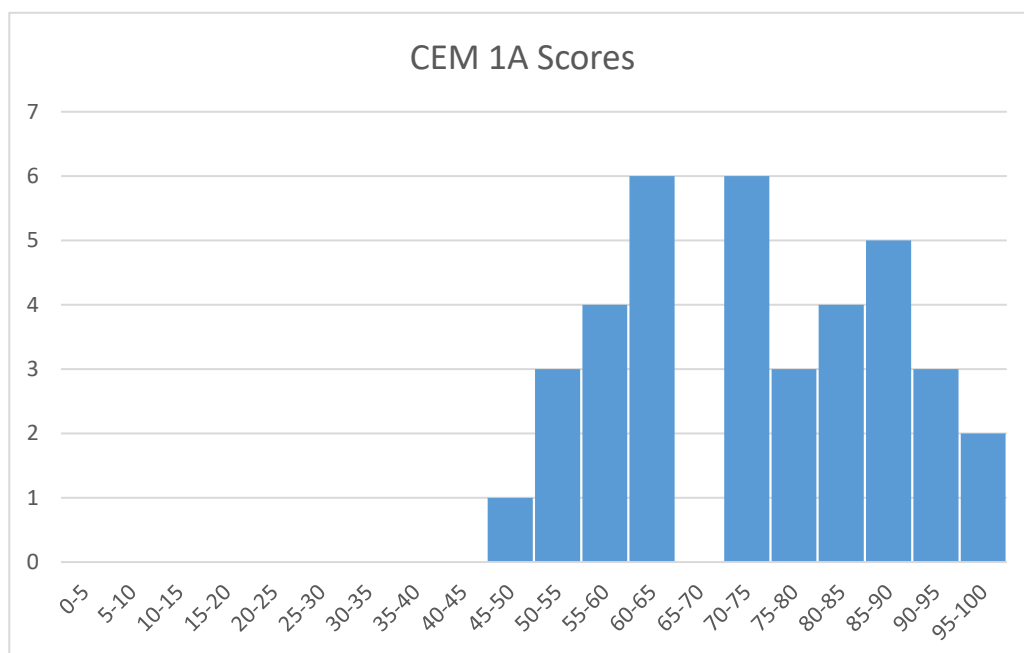
Marks

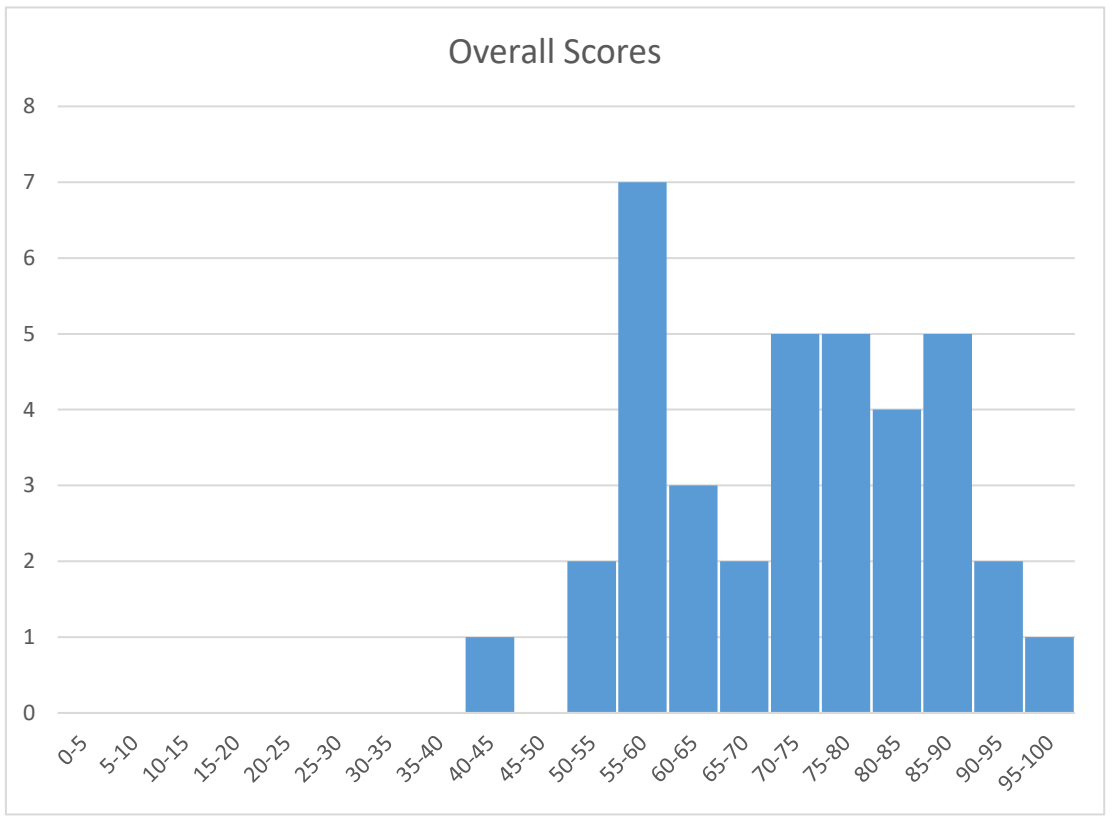
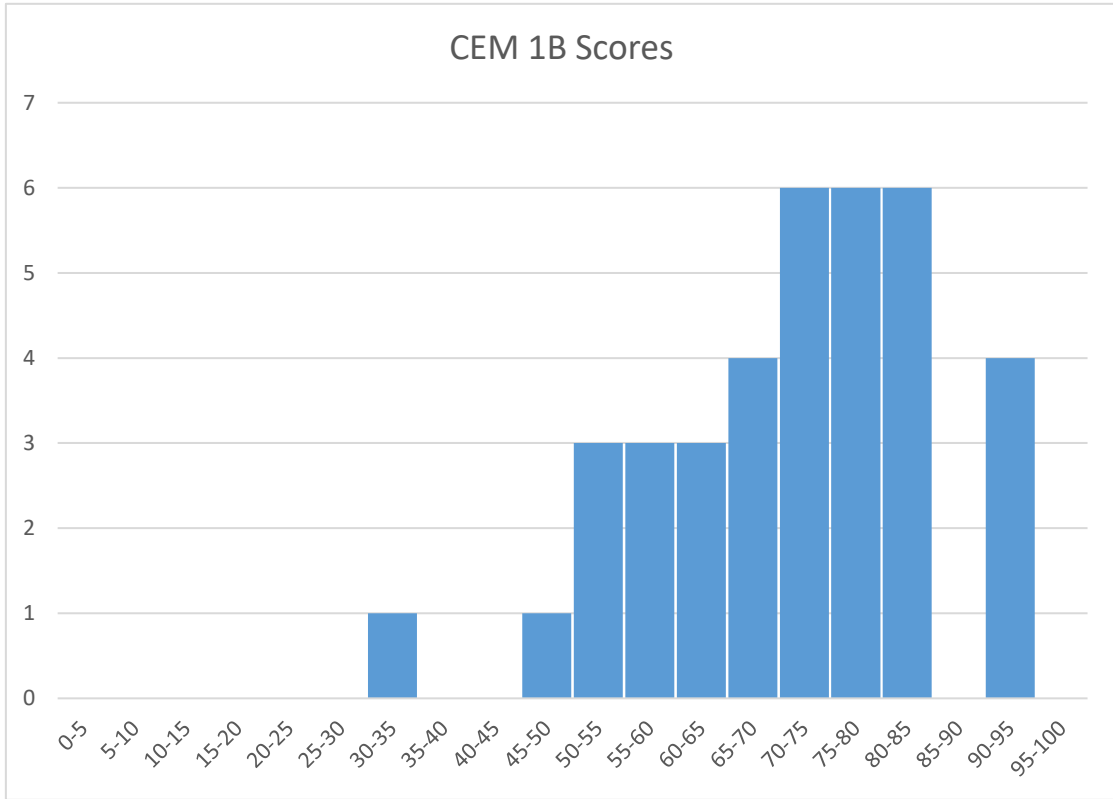
Date	Location	Papers	Code	CEM 1A			CEM 1B		
				Highest Score	Lowest Score	Average	Highest Score	Lowest Score	Average
Fri 30 th Jul	Ealing	CEM 1	E-P3	99%	49%	74%	95%	32%	71%
Fri 30 th Jul	Slough	CEM 1	S-P2	95%	56%	73%	93%	51%	72%
	Combined	CEM 1		99%	49%	74%	95%	32%	71%

Percentile rankings

	Top 10%	Top 25%
CEM 1A	92.7%	88.3%
CEM 1B	91.9%	81.4%
Both Papers	90.7%	82.7%

Mark distribution





Ranking

CEM 1A

Rank	%
1	99%
2	96%
3	95%
4	92%
5	92%
6	90%
7	90%
8	88%
9	88%
10	88%
11	82%
12	82%
13	82%
14	81%
15	79%
16	78%
17	77%
18	74%
19	74%
20	73%
21	73%
22	71%
23	70%
24	65%
25	62%
26	61%
27	61%

CEM 1B

Rank	%
1	95%
2	93%
3	93%
4	92%
5	85%
6	83%
7	81%
8	81%
9	81%
10	81%
11	80%
12	80%
13	78%
14	78%
15	76%
16	76%
17	75%
18	75%
19	73%
20	73%
21	73%
22	73%
23	68%
24	68%
25	66%
26	66%
27	64%

Across Both Papers

Rank	%
1	97%
2	95%
3	94%
4	90%
5	88%
6	87%
7	86%
8	85%
9	83%
10	82%
11	82%
12	80%
13	80%
14	79%
15	77%
16	77%
17	76%
18	75%
19	74%
20	73%
21	73%
22	72%
23	69%
24	66%
25	65%
26	63%
27	61%

28	61%
29	61%
30	58%
31	57%
32	57%
33	56%
34	55%
35	55%
36	53%
37	49%

28	63%
29	61%
30	59%
31	59%
32	56%
33	53%
34	53%
35	51%
36	46%
37	32%

28	60%
29	59%
30	58%
31	58%
32	58%
33	57%
34	56%
35	55%
36	50%
37	43%

Explanation of data

- The average used here is the mean.
- When used here, the term “Across Both Papers” refers to the average score that each student achieved across both papers.
- Percentile rankings show the score achieved by the student closest to the 10th and 25th percentile- essentially, the score needed to be in the top 10% or 25% of students that took this paper, or the top 10% or 25% of students across both papers.
- The mark distribution gives a visual representation of the rough marks achieved by the students taking the exam by showing how many students got each mark.
- The ranking shows the exact marks achieved by the students taking the exams, letting you see exactly how your child has done relative to other students.