

# Verbal Reasoning and Non-Verbal Reasoning

## EP2- VN1: - Comparison of Mock Results – Thu 29<sup>th</sup> July 2021

Papers: Verbal Reasoning and Non-Verbal Reasoning

Centre: Ealing Mock: (E-P2)

Verbal Reasoning: Total 85 marks

Non-Verbal Reasoning: Total 80 marks

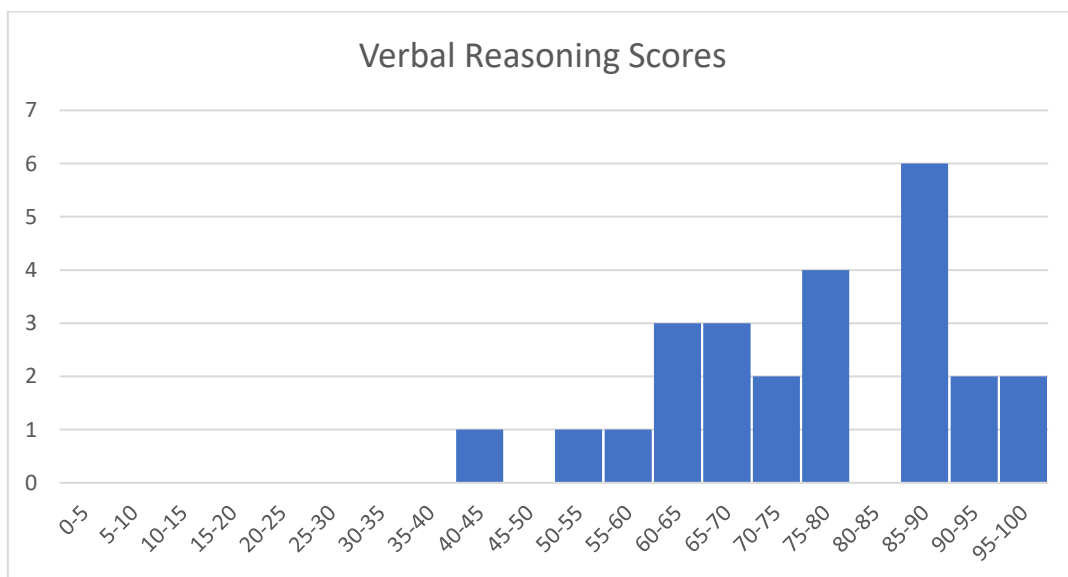
### Marks

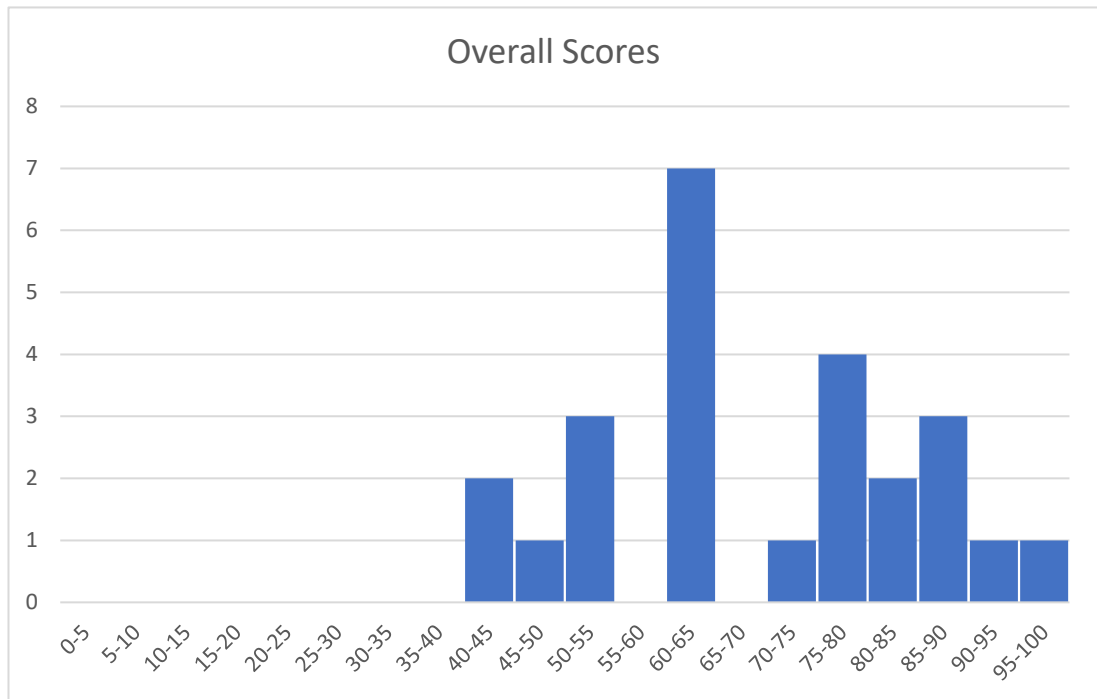
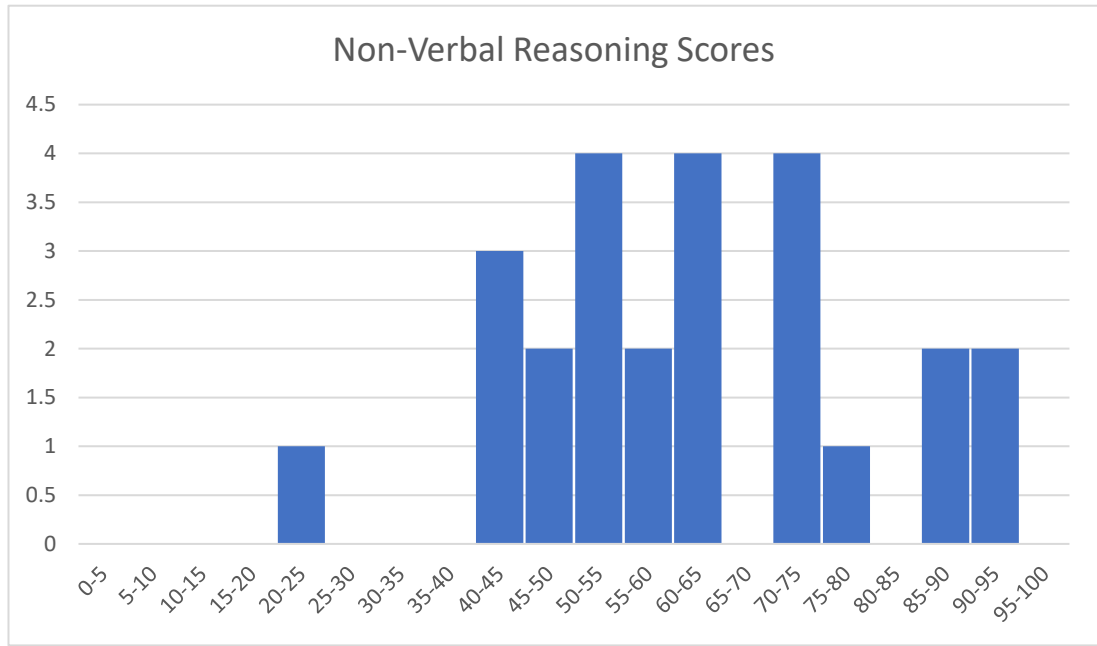
Date	Location	Papers	Code	Verbal Reasoning			Non-Verbal Reasoning		
				Highest Score	Lowest Score	Average	Highest Score	Lowest Score	Average
Thu 29 <sup>th</sup> July	Ealing	VR/NVR	E-P2	96%	41%	76%	94%	20%	61%

### Percentile rankings

	Top 10%	Top 25%
Verbal Reasoning	93.6%	88.2%
Non Verbal Reasoning	89.0%	73.1%
Both Papers	91.0%	80.0%

### Mark distribution





## Ranking

### Verbal Reasoning

Rank	%
1	96%
2	96%
3	92%
4	91%
5	89%
6	88%
7	88%
8	87%
9	87%
10	87%
11	79%
12	79%
13	78%
14	76%
15	74%
16	73%
17	68%
18	68%
19	67%
20	64%
21	62%
22	60%
23	59%
24	51%
25	41%

### Non-Verbal Reasoning

Rank	%
1	94%
2	91%
3	88%
4	86%
5	79%
6	74%
7	73%
8	71%
9	70%
10	64%
11	64%
12	61%
13	61%
14	56%
15	55%
16	53%
17	51%
18	51%
19	50%
20	46%
21	45%
22	44%
23	40%
24	40%
25	20%

### Across Both Papers

Rank	%
1	95%
2	94%
3	89%
4	87%
5	85%
6	80%
7	80%
8	79%
9	76%
10	76%
11	75%
12	72%
13	64%
14	64%
15	64%
16	62%
17	62%
18	62%
19	62%
20	55%
21	54%
22	50%
23	50%
24	41%
25	41%

## Explanation of data

- The average used here is the mean.
- When used here, the term “Across Both Papers” refers to the average score that each student achieved across both papers.
- Percentile rankings show the score achieved by the student closest to the 10<sup>th</sup> and 25<sup>th</sup> percentile- essentially, the score needed to be in the top 10% or 25% of students that took this paper, or the top 10% or 25% of students across both papers.
- The mark distribution gives a visual representation of the rough marks achieved by the students taking the exam by showing how many students got each mark.
- The ranking shows the exact marks achieved by the students taking the exams, letting you see exactly how your child has done relative to other students.